



Allt sem þú vissir ekki að þú vildir vita
um heimilar og óheimilar fjarvistir
nemenda við Borgarholtsskóla

Mætingarskýrsla 2014



Ýmsar tölur – brotthvarf

| | Haust 2014 | | Haust 2013 | |
|-----------------------------------|------------|-------------|------------|-------------|
| | Fjöldi | % | Fjöldi | % |
| Heildarfjöldi nemenda | | | | |
| Upphaf annar* | 1134 | | 1219 | |
| Lok annar | 1025 | | 1141 | |
| Brotthvarf á önn | 109 | 9,6% | 78 | 6,4% |
| Nemendur undir 70% raunmætingu | 202 | 19,7% | 209 | 18,3% |
| Nemendur undir 85% heildarmætingu | 225 | 22,0% | 230 | 20,2% |
| Fjöldi nemenda sem mætt hafa 100% | 81 | 7,9% | 60 | 5,3% |
| Fjöldi nemenda yfir 95% | 255 | 24,9% | 108 | 9,5% |
| Fjöldi áminninga | 55 | 5,4% | 391 | 34,3% |
| Úrsagnir úr námi | 45 | 4,0% | 93 | 7,6% |
| Úrsagnir úr einstökum áföngum | 142 | | 169 | |

*Miðað við 15. september

Mætingareinkunn

Fjöldi

%

Fjöldi falleinkunna

313

27,6%

Þar af hættir

37

11,8%

Einkunn:

1,0

49

15,7%

2,0

47

15,0%

3,0

70

22,4%

4,0

147

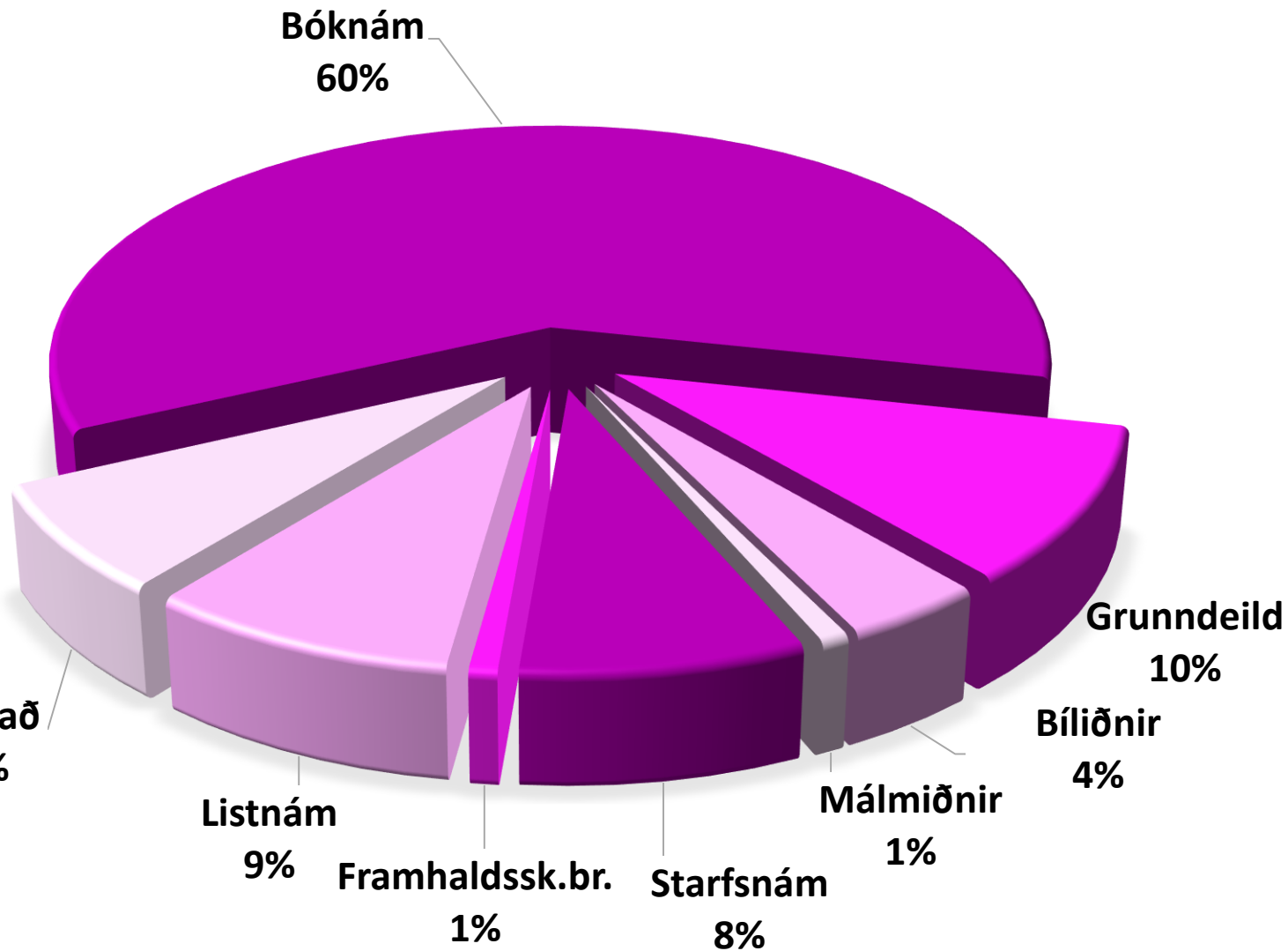
47,0%

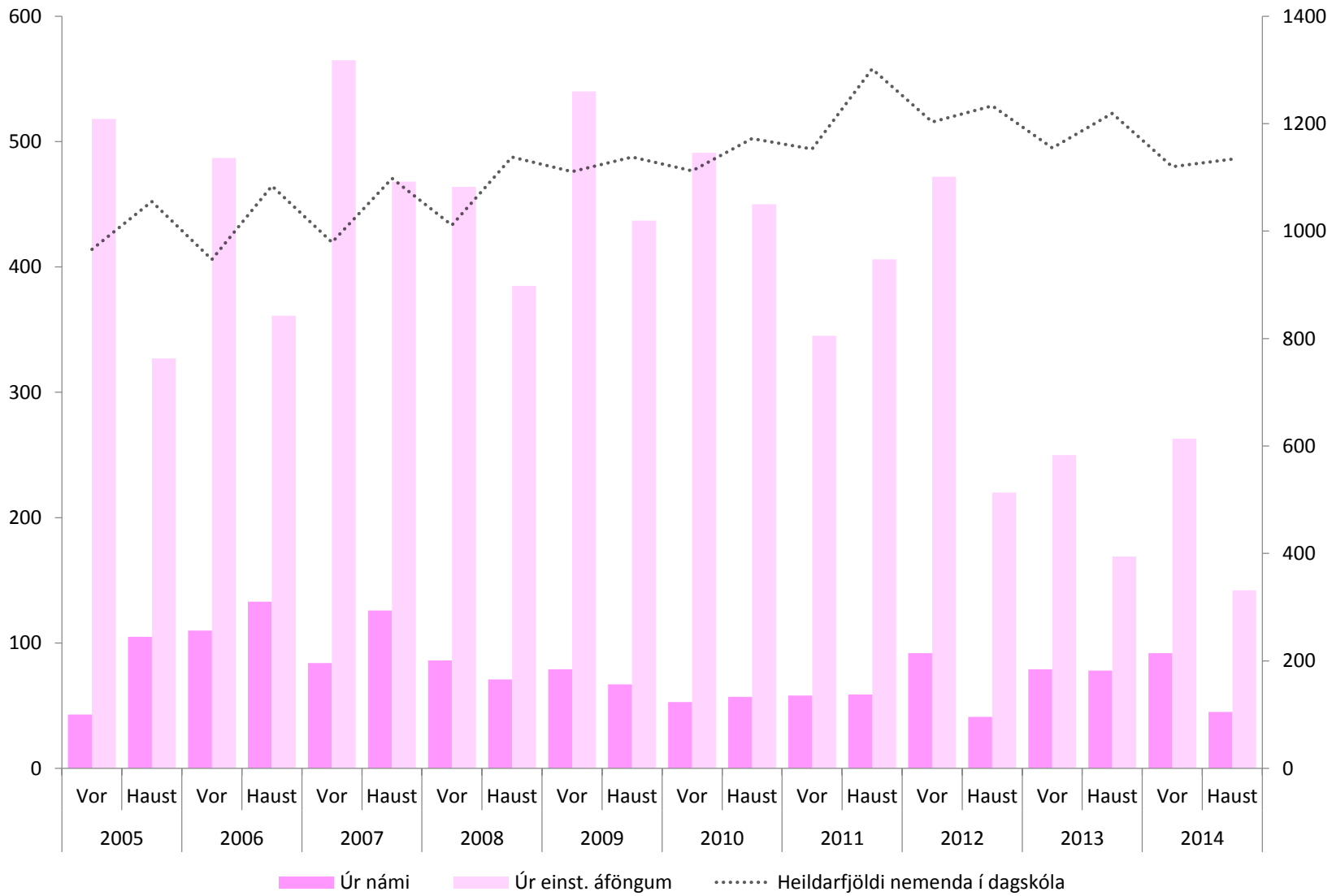


Úrsögn úr áföngum - haust



Annað
7%





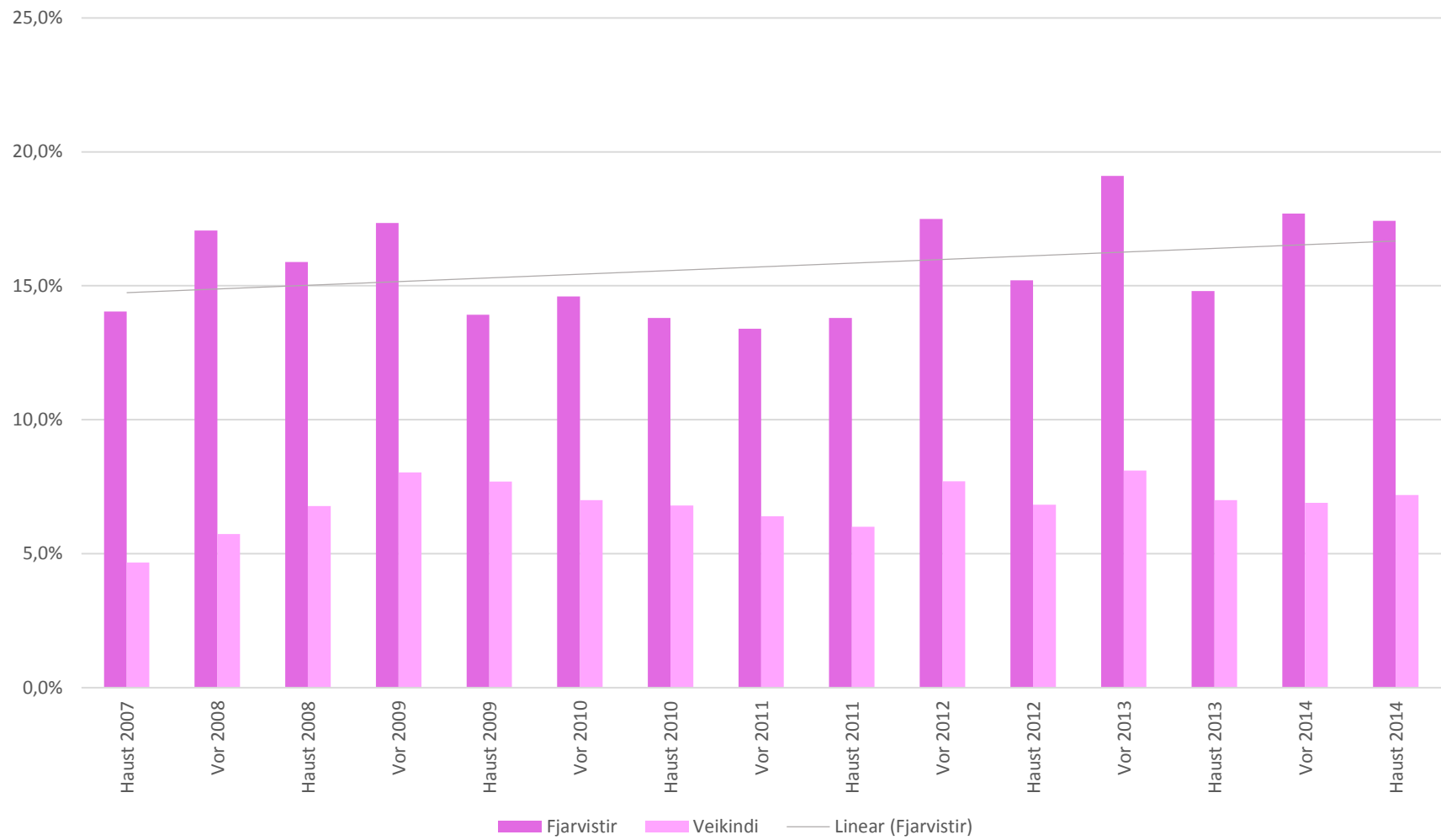


| | Mæting | Fjarvistir | Seinkoma | Árekstur | Ekki kennt | Veikindi | Leyfi | Fj. tíma | % | % |
|-------------------|--------|--------------|----------|----------|------------|-------------|-------|----------|----|----|
| Haust 2007 | 382551 | 63922 | 6007 | 2742 | 13318 | 21251 | 1028 | 455222 | 81 | 86 |
| % | 84,0% | 14,0% | 1,3% | 0,6% | 2,9% | 4,7% | 0,2% | | | |
| Vor 2008 | 327232 | 69044 | 5724 | 2687 | 14593 | 23183 | 1886 | 404687 | 77 | 84 |
| % | 80,9% | 17,1% | 1,4% | 0,7% | 3,6% | 5,7% | 0,5% | | | |
| Haust 2008 | 389408 | 75144 | 5541 | 2811 | 16371 | 32067 | 1998 | 472904 | 81 | 88 |
| % | 82,3% | 15,9% | 1,2% | 0,6% | 3,5% | 6,8% | 0,4% | | | |
| Vor 2009 | 358791 | 77116 | 6127 | 2479 | 16084 | 35702 | 1537 | 444513 | 76 | 86 |
| % | 80,7% | 17,3% | 1,4% | 0,6% | 3,6% | 8,0% | 0,3% | | | |
| Haust 2009 | 399189 | 65930 | 6159 | 2345 | 19039 | 36446 | 1994 | 473623 | 82 | 90 |
| % | 84,3% | 13,9% | 1,3% | 0,5% | 4,0% | 7,7% | 0,4% | | | |
| Vor 2010 | 390000 | 68367 | 5659 | 3843 | 16417 | 32571 | 2312 | 467869 | 83 | 93 |
| % | 83,4% | 14,6% | 1,2% | 0,8% | 3,5% | 7,0% | 0,5% | | | |
| Haust 2010 | 407550 | 62063 | 6113 | 3670 | 17011 | 45970 | 1906 | 479396 | 83 | 90 |
| % | 84,2% | 13,8% | 1,4% | 0,6% | 4,0% | 6,8% | 0,4% | | | |
| Vor 2011 | 299704 | 47876 | 5355 | 3795 | 12394 | 22698 | 2189 | 356330 | 84 | 92 |
| % | 84,1% | 13,4% | 1,5% | 1,1% | 3,5% | 6,4% | 0,6% | | | |
| Haust 2011 | 427189 | 70357 | 6780 | 3714 | 15658 | 30348 | 1443 | 508040 | 83 | 88 |
| % | 84,1% | 13,8% | 1,3% | 0,7% | 3,1% | 6,0% | 0,3% | 100,0% | | |
| Vor 2012 | 371642 | 81495 | 6251 | 5070 | 19409 | 35675 | 2602 | 464458 | 85 | 77 |
| % | 80,0% | 17,5% | 1,3% | 1,1% | 4,2% | 7,7% | 0,6% | 100,0% | | |
| Haust 2012 | 404139 | 74220 | 6125 | 3647 | 16883 | 33318 | 1605 | 488131 | 83 | 89 |
| % | 82,8% | 15,2% | 1,3% | 0,7% | 3,5% | 6,8% | 0,3% | 100,0% | | |
| Vor 2013 | 347240 | 84199 | 5360 | 5115 | 18919 | 35898 | 2372 | 441914 | 79 | 87 |
| % | 78,6% | 19,1% | 1,2% | 1,2% | 4,3% | 8,1% | 0,5% | 100,0% | | |
| Haust 2013 | 370789 | 65560 | 4892 | 2584 | 14489 | 31170 | 2043 | 443825 | 82 | 89 |
| % | 83,5% | 14,8% | 1,1% | 0,6% | 3,3% | 7,0% | 0,5% | 100,0% | | |
| Vor 2014 | 321907 | 70523 | 4097 | 2854 | 16299 | 27448 | 37181 | 399013 | 79 | 82 |
| % | 80,7% | 17,7% | 1,0% | 0,7% | 4,1% | 6,9% | 9,3% | 100,0% | | |
| Haust 2014 | 350312 | 75449 | 4808 | 2486 | 15906 | 31138 | 2666 | 433055 | 81 | 88 |
| % | 80,9% | 17,4% | 1,1% | 0,6% | 3,7% | 7,2% | 0,6% | 100,0% | | |

Meðaltal
 Staðalfrávik
 Vikmörk
 95% öryggisbil

15,7%
 1,8%
 1,6%
 14,1-17,3%

6,8%
 0,9%
 0,8%
 6,0-7,6%





Hvad?



Kærar þakkir fyrir gott hljóð!